



National Marine Manufacturers Association

nmma.org

# ECONOMIC SIGNIFICANCE OF RECREATIONAL BOATING IN CALIFORNIA

## CONGRESSIONAL DISTRICT 44

Number of Recreational Boats*	4,952
Recreational Boating Industry Businesses	94
Total Jobs	497
Annual Recreational Boating-Related Spending	\$25.4 MILLION





### TOTAL ANNUAL ECONOMIC IMPACT OF RECREATIONAL BOATING:

# \$61.0 MILLION

### RECREATIONAL BOATS IN CA-44

TOTAL BOATS\* ▶ 4,952

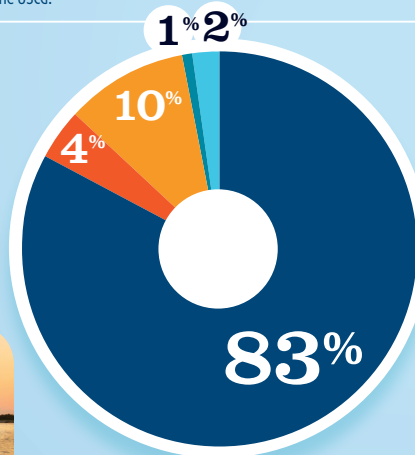
REGISTERED BOATS	4,952
Power boats	3,065
PWCs	1,460
Sailboats	411
Other Boats	16
HOUSEHOLDS PER BOAT	37.0



\* Total boats are registered boats as reported by states to the USCG.

### RECREATIONAL BOATING CREATES JOBS IN CA-44

TOTAL BOATING JOBS	▶ 731
Boat Building	13
Motor / Engine Mfgr.	6
Accessory / Supplies Mfgr.	78
Dealers / Wholesalers	28
Boat Services	606

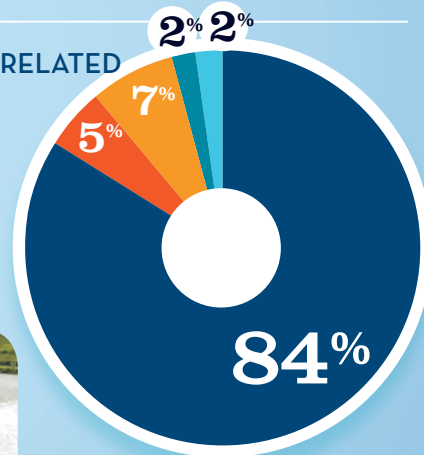


● BOAT BUILDING     ● DLRS/WHOLESALEERS  
● MOTOR/ENG. MFGR.     ● BOAT SERVICES  
● ACC./SUPPLIES MFGR.



### RECREATIONAL BOATING-RELATED BUSINESSES IN CA-44

TOTAL BUSINESSES	▶ 94
Boat Building	2
Motor / Engine Mfgr.	2
Accessory / Supplies Mfgr.	6
Dealers / Wholesalers	5
Boat Services	79

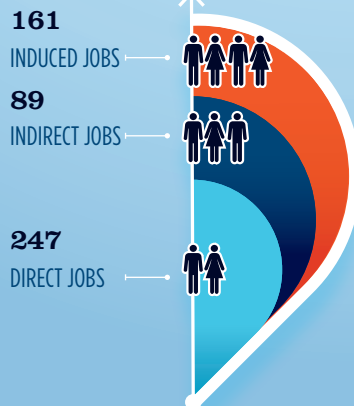


● BOAT BUILDING     ● DLRS/WHOLESALEERS  
● MOTOR/ENG. MFGR.     ● BOAT SERVICES  
● ACC./SUPPLIES MFGR.



### ESTIMATED JOBS IMPACT OF RECREATIONAL BOATING-RELATED SPENDING IN CA-44

EST. TOTAL JOBS	▶ 497
EST. TOTAL LABOR INCOME (MILLIONS)	\$20.5
Est. Direct Income	\$8.5
Est. Indirect Income	\$4.9
Est. Induced Income	\$7.0



### RECREATIONAL BOATING INDUSTRY SALES IN CA-44

Boat Building	\$3.6 MILLION
Motor / Engine Mfgr.	\$3.5 MILLION
Accessory / Supplies Mfgr.	\$20.0 MILLION
TOTAL MFG. SALES	▶ \$27.1
Dealers / Wholesalers	\$16.4 MILLION
Boat Services	\$229.5 MILLION
TOTAL RETAIL & SERVICES SALES	▶ \$245.9

● BOAT BUILDING     ● DLRS/WHOLESALEERS  
● MOTOR/ENG. MFGR.     ● BOAT SERVICES  
● ACC./SUPPLIES MFGR.

